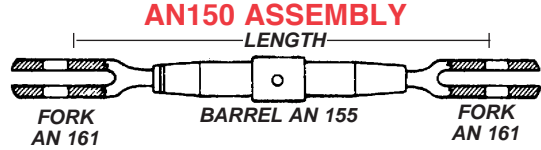
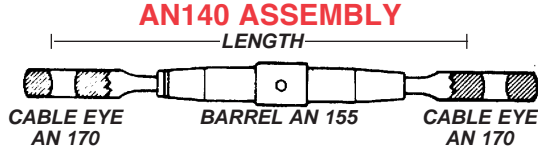
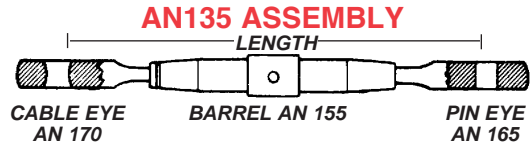
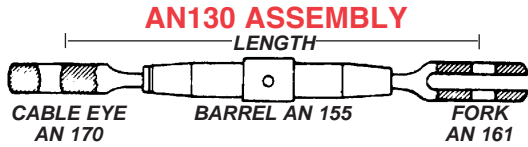


TURNBUCKLE COMPONENTS

TURNBUCKLES COMPLETE ASSEMBLIES

Complete turnbuckle assemblies consist of a brass barrel and two steel ends, one with right-hand thread and the other with left-hand thread. Order by proper AN number and add dash number and a letter to indicate length and strength required.



AN 146 Assembly consists of 1 - AN 155 barrel, 1-AN161 Fork and 1 MS21260 Turnbuckle End.

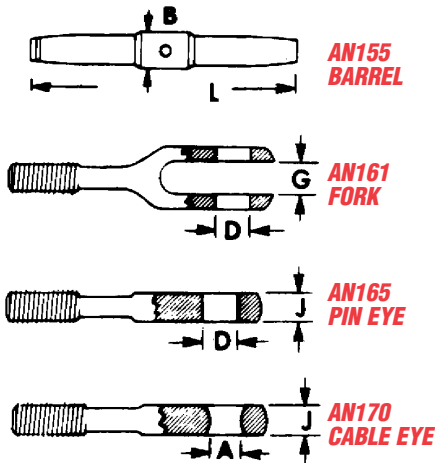
Dash No.	LENGTH (inches)*				Strength (pounds)	PRICE (complete assembly)**			
	AN130	AN135	AN140	AN150		AN130	AN135	AN140	AN150
-8S	4-1/2	4-1/2	4-1/2	4-1/2	800				
-16S	4-1/2	4-1/2	4-1/2	4-1/2	1600				
-16L	8	8	8	8	1600				
-22S	4-17/32	4-17/32	4-1/2	4-17/32	2200				
-22L	8-1/32	8-1/32	8	8-1/32	2200				
-32S	4-19/32	4-19/32	4-1/2	4-19/32	3200				
-32L	8-7/64	8-7/64	8	8-7/64	3200				
-46S	4-21/32	4-21/32	4-1/2	4-21/32	4600				
-46L	8-5/32	8-5/32	8	8-5/32	4600				
-61L	8-9/32	8-9/32	8	8-9/32	6100				
-80L	8-5/16	8-5/16	8	8-5/16	8000	---	---	---	

*Length measured with threads flush with ends of barrel.
**Less 10% for 6 or more assemblies, 15% for 12 or more assemblies. May be assorted.

AP

TURNBUCKLE PARTS DIMENSIONS

The "R" or "L" following the dash number designates "right" or "Left." The "S" or "L" (2nd letter following dash number) indicates "short" or "long." AN 161 Fork and AN 170 Cable Eye are available with either right or left-hand thread.



Dash No.	Thread Size	AN 155 Barrel		AN 161 Fork		AN 165 Pin Eye		AN170 Cable Eye	
		"L"	"B"	"G"	"D"	"J"	"D"	"J"	"A"
-8S	6-40	2-1/4	.250	.109	.188	.125	.188	.125	.188
-16S	10-32	2-1/4	.344	.156	.188	.1625	.188	.188	.219
-16L	10-32	4	.344	.156	.188	.1625	.188	.188	.219
-22S	1/4-28	---	---	.187	.188	.188	.188	.219	.281
-22L	1/4-28	---	---	.187	.188	.188	.188	.219	.281
-32S	1/4-28	2-1/4	.438	.218	.250	.219	.250	.219	.281
-32L	1/4-28	4	.438	.218	.250	.219	.250	.219	.281
-46S	5/16-24	2-1/4	.500	.250	.313	.281	.313	.281	.313
-46L	5/16-24	4	.500	.250	.313	.281	.313	.281	.313
-61L	3/8-24	---	---	.270	.375	.281	.375	.281	.344
-80L	3/8-24	4	.625	.312	.375	.328	.375	.328	.375

TURNBUCKLE PARTS PRICES

AN155 Dash No.	Barrel Price Each	Dash No.	TURNBUCKLE ENDS Price Each		
			AN 161	AN 165	AN 170
-8S		-8RS			
-8S		-8LS			
-16S		-16RS			
-16S		-16LS			
-16L		-16RL			
-16L		16LL			
		-22RS			
		-22LS			
		-22RL			
		-22LL			

AN155 Dash No.	Barrel Price Each	Dash No.	TURNBUCKLE ENDS Price Each		
			AN 161	AN 165	AN 170
-32S		-32RS			
		-32LS			
-32L		-32RL			
		-32LL			
-46S		-46RS			
		-46LS			
-46L		-46RL			
		-46LL			
-61L	Use -80L	-61RL			
6.95		-61LL			
-80L		-80RL			
		-80LL			