


THROTTLE QUADRANTS


THROTTLE QUADRANTS FOR RV'S

These quadrants are made from aircraft quality anodized aluminum for long life and corrosion resistance brass friction plates are adjustable to fit individual preferences. Black anodized top plates are machined and engraved on a CNC mill to exacting tolerances for an excellent finish. Side plates are laser cut insuring a perfect fit and feel. All hardware used meets AN standards. Note: All throttle quadrants require a AN665-21R clevis with an AN393-11 clevis pin.


The side mount style quadrants are intended for use in tandem airplanes such as the RV4, RV8, Sterdusters, Baby Great Lakes, One Design, Acro Sport & Sonerai. Center mount style is intended for use in side-by-side aircraft such as RV's, Sonex, Thorp T18 & Pulsars.




3 CONTROL LEVER
Side Mount Curved Top
Model: SMCT3L
Wt: 10 Oz.
7-3/4" H
x 4-3/4" W x 2" D
P/N 05-00698




2 CONTROL LEVER
Side Mount Flat Top
Model: CT82F
Wt: 8 Oz.
7-3/4" H x 4-3/4" W
x 1-1/2" D
P/N 05-00702




3 CONTROL LEVER
Center Mount
Curved Top
Model: CMCT3L
Wt: 12 Oz.
7-3/4" H x 7" W
x 2" D
P/N 05-00701




2 CONTROL LEVER
Center Mount
Curved Top Model:
CMCT2L
Wt: 10 Oz.
7-3/4" H x 7" W
x 2" D
P/N 05-00699



3 CONTROL LEVER
Side Mount Flat Top
Model: CT83F
Wt: 10 Oz.
7-3/4" H
x 4-3/4" W x 2" D
P/N 05-00703



2 CONTROL LEVER
Side Mount
Curved Top
Model: SMCT2L
Wt: 8 Oz.
7-3/4" H x 4-3/4" W
x 1-1/2" D
P/N 05-00697



RV8 REAR QUADRANT
A single lever rear quadrant with an engraved top plate and a short handle for better clearance. 8" x 5-1/4" x 2"
P/N 05-04531

ANDAIR THROTTLE QUADRANTS

The Andair Throttle Quadrant has primarily been designed for the RV range of aircraft. Over several years of flying the RV6, Andair has designed some unique features that give this quadrant it's great looks and a solid feel. The handle of the throttle lever is angled to give the best ergonomic position and grip for the right hand, which will fall naturally to take up this position. On top of the handle is the optional flap control switch. This is a key safety feature which allows the pilot to deploy the flaps without taking his or her hand off of the throttle. This give much greater control on approaches and go arounds. The flap control switch consists of two color coded push to make buttons, one for flaps down and one for flaps up. Each lever has a small ball race at the lower end and is guided by Teflon® pads at the top to give a feel that is both smooth and accurate. Along the base is a friction nut that can be used to lock all three levers, although this can be overridden with a gentle pressure. The mixture lever has a detent arrangement to positively hold it in the "cutoff" position.


Model	Quadrant Includes	Part No.	Price
TQX1	Flap Switches, Propeller Lever, Mixture Lever	05-04481	..
TQX2	Propeller Lever, Mixture Lever	05-04482	..
TQX3	Flap Switches, Mixture Lever	05-04483	..
TQX4	Mixture Lever	05-04484	..
TQX5	Flap Switches	05-04485	..
TQX6	Quadrant Only	05-04486	..
TQX7	Flap Switches, Propeller Lever	05-04487	..
TQX8	Propeller Lever	05-04488	..

STARFLIGHT THROTTLE QUADRANT


This stylish, precision throttle quadrant was custom designed for Starflight's Lancair Legacy Cockpit though it can be easily incorporated in other aircraft. The throttle quadrant comes with four levers – throttle, propeller, mixture, and a fourth control for ram air, turbocharger, or parking brake. The throttle quadrant is easily reconfigured for 3, 2, or 1 lever for conventional or FA-DEC systems using appropriate sized spacers included. Top quality, all aluminum construction -- even the knobs are machined from aluminum and anodized for correct color. Requires at least 3.5" console width for installation.
P/N 05-04407

HOMEBUILDERS THROTTLE QUADRANTS


These quality quadrants have been in use in a wide variety of experimental and ultralight aircraft for over 25 years. Designed and manufactured to provide years of dependable, precise performance.




Model #1 – This external reversing hook-up quadrant can be used in tandem for dual control. Available with 1, 2, or 3 lever. Weight: 10 oz. Body size: 3.5" x 4".
Single lever quadrant..... P/N 05-15905




Model #2 – This internal non-reversing hook up quadrant is often used on RV-4 and similar homebuilt aircraft. Available in 1, 2, or 3 lever models. Weight: 12 oz. Body Size: 3.5" x 4".
Single lever Quadrant..... P/N 05-15920




Model #3 – This internal reversing hook up quadrant is ideal for a variety of different aircraft models. Available with 1, 2, or 3 lever. Weight: 10 oz. Body size: 3.5" x 4".
Single lever Quadrant..... P/N 05-15935



Model #4 – This popular quadrant was specifically designed for use on RV-3 and RV-4 aircraft and is also applicable to many other homebuilt aircraft. Furnished in two lever model only and furnished with adjustable friction. Weight: 12 oz. Body size: 3.5" x 4".
Two lever Quadrant..... P/N 05-15950



Model #5 – Panel mount quadrant can be an internal reversing or internal non-reversing. Available in S-series only. One, two or three levers. Friction or non-friction. Panel Mount Reversing listed below
Single lever Quadrant P/N 05-02436



Model #6 – Twin-engine model: Non-reversing internal or reversing internal unit with a four-arm configuration. L-series only. Friction or non-friction. Twin Engine Reversing Internal listed below.
Four lever Quadrant P/N 05-02364


Add -F to P/N and \$10 to price for adjustable friction.

T-BAR HANDLE FOR QUADRANTS

This handle is 3-1/2" long and 1-1/4" round and fits all of the Homebuilders Quadrants above. The arm slot is offset to one side. It is molded urethane and is very durable. Add -1 or -1F (as applicable) to the Part No. and \$25.00 to the price (example: 05-15925-1)

ACS THROTTLE QUADRANTS

Available in two lever designs. The 2-lever control has black plastic "Throttle" knob and red "Mixture" knob. The 3-lever control has blue "Prop" knob in addition to the throttle and mixture knobs. Built-in friction lock. Levers have 2-1/2" travel. Quadrants fit on left or right side of cockpit and can be used in tandem. Complete with aluminized Mylar knob inserts. Ends of throttle and prop levers have 3/16" dia. holes for attachment of push-pull controls with clevis terminals. End of mixture lever has .076" dia. hole to accept solid wire control such as Bowden cable.
Two-Lever Quadrant P/N 05-00960



CENTER CONSOLE TURBINE 4 LEVER QUADRANT
Three main levers are chromed with anodized black "Throttle" knob, blue "Prop" knob and red "Fuel" knob. Also, equipped with red "Emergency FCU" override knob with "Safety pin". Throttle and Fuel levers are designed with Beta stop. These 2 levers pull out and down for fuel idle and fuel cut off. Both of these levers are designed with Beta adjustable CAM Follower bearing movements. Stroke for Throttle, Prop and Fuel is 3-3/8" with 10-32 Rod Ends, Stroke for Emergency FCU override is 2-5/8". All 4 Levers are set up for A-950 push – pull control with 10-32 threads. Throttle, Prop, and Fuel have front facing independent friction locking knobs. Not FAA Approved and for Experimental Use Only. P/N 05-03363

BOWDEN CABLE (SOLID WIRE ENDS)

Spiral-wound galvanized wire casing. Use for push-pull controls of any length. Inside cable dia. .078. Outside casing diameter 7/32".
P/N 05-15500 / Ft.



BOWDEN CABLE CLAMP
Designed to provide a simple method of anchoring a typical wire wound cable. Used in anchor hole of 7/16" diameter.
For 3/16" Bowden Cable P/N 05-15705 /ea.
For 7/32" Bowden Cable P/N 05-03287 /ea.

AP