

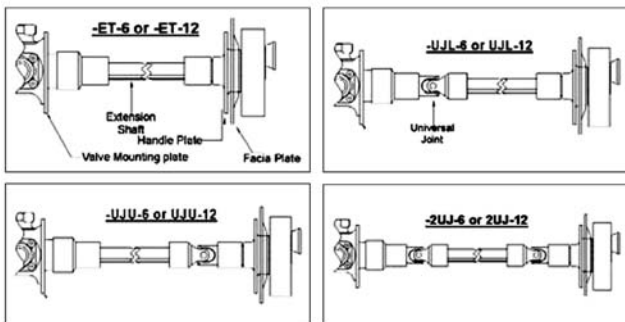
EXTENSION FUEL VALVES - GASCOLATORS

ANDAIR EXTENSION FUEL SELECTORS



For use with any Andair valve. The kit includes everything needed to operate the valve remotely by way of a specially extruded tube. There is no riveting involved, just cut the tube down to length and fit together. To maintain the firm detent at each tank selection, there is a detent cap on the top of the

valve. The special tube then fits into this. Then, so as to maintain the safety feature, where the valve cannot be inadvertently switched off, the button has been moved to the upper section. Like the standard valves, the button must be raised to switch the fuel of. The tube is available 6" or 12" long and 4 extension options are available. The extension must be ordered with the valve. (i.e. an extension cannot be retro fitted to a previously purchased valve).



Option	Size (In.)	Price
ET	6	Call or Email for price and availability
1JU	6	
2JU	6	

Option	Size (In.)	Price
ET	12	Call or Email for price and availability
1JU	12	
2JU	12	

E Valve Part No.
i.e. FS25f5-M or FD20-20-D2-6M

ET
1JU
2JU

6 Length of extension tube:
6 = 6" long.
12 = 12" long.

ET: with one universal joint on lower part of valve
UJL: with one universal joint on the upper section of the valve
UJU: with 2 universal joints.

Example:
E-FS25f5-M-ET-6 = (6" long, 1/2" Left, Main, Right, Off, Straight Ext. Valve)
E-FS20-20-D2-6M-2UJ-12 = (12" long, 3/8" duplex fuel selector extension with 2 UJs and 12" tube).

SPECIAL ENGRAVING - Andair can offer special engraving for all of the available valves. Please contact the Aircraft Spruce technical department for more information. Here are some examples:



GASCOLATOR MOUNTING BRACKET



from mild steel.

Mount your gascolator solidly on the firewall with this special bulkhead fitting. Simply drill a 5/8" hole through the firewall and a backing plate on the cabin side and rivet the 1-1/2" x 1/8" flange to the firewall. Connect the incoming fuel line to the AN6 male tube fitting on the cabin side. Screw the gascolator onto the 1/4" male pipe thrd. on the engine side. Machined P/N 05-00907

ANDAIR GASCOLATORS



05-29551

Andair make Gascolators for both 3/8" and 1/2" lines. Both types have a screw locking ring that prevents the bowl from coming off, and a facility for this to be wirelocked. The bowl is internally sealed with an Viton (R) O-ring. A PTFE coated 70 micron Stainless Steel mesh is used as the filter screen. The PTFE coating helps prevent water from passing, by maintaining it as a droplet formation. A large filter area is present and wide passages have been incorporated so that the pressure loss through the Gascolators is kept to an absolute minimum. There is an 1/8 NPT hole on the bottom of the bowl so it can be drained and

also one on the top of the body. This one can be used as a pressure tapping or a filtered supply to the primer pump. A selection of fittings can also be used with the GAS375 and the GAS500.

- GAS375M with -6 Male Fittings P/N 05-29551
- GAS375F w/ 1/4" NPT Female Fittings ... P/N 05-29552
- GAS375B w/ Banjo Fittings..... P/N 05-29553.....
- GAS500F - 3/8" NPT Female Fittings..... P/N 05-00129.....
- GAS500M -has -8 Male Flare Fittings P/N 05-00136.....
- Replacement o-ring for GAS375 P/N 05-00704.....
- Replacement o-ring for GAS500 P/N 05-00706.....
- Replacement screen for GAS375 P/N 05-00707.....
- Replacement screen for GAS500 P/N 05-00708.....
- Stainless Steel Drain Valve..... P/N 05-00709.....

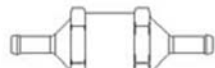
ANDAIR CHECK VALVE



Built from aircraft grade Aluminum and anodized for corrosion protection this lightweight and compact unit is excellent. The check valve is ideal for tank vents and high pressure fuel pump bypass lines. Its extremely light weight internal shuttle operates with the slightest pressure yet the internal O-ring seals allow the unit to be used up to 50 PSI. Other qualities include break out pressure less than 1 PSI, great flow characteristics around shuttle, and bleed allows shuttle to weep off pressure in the event of a blocked line. Features AN-6 (3/8") fitting on bottom. Valve measures 5/16" dia. x 2.75" long.



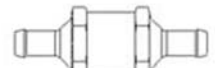
Male AN-4 fittings (7/16" thread)
CK250 / CK250-B



1/4" hose fittings
CK250-H / CK250-H-B



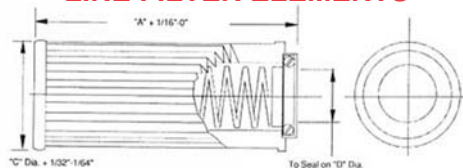
Male AN-6 fittings (9/16" thread)
CK375 / CK375-B



3/8" hose fittings
CK375-H / CK375-H-B

Model No.	Bleed	End Fittings	Part No.	Price Ea.
CK250	No	7/16-20	05-00713	.
CK250-B	Yes	7/16-20	05-00714	.
CK375	No	9/16-18	05-00716	.
CK375-B	Yes	9/16-18	05-29555	.
CK250-H	No	1/4" hose	05-00717	.
CK250-H-B	Yes	1/4" hose	05-00718	.
CK375-H	No	3/8" hose	05-00719	.
CK375-H-B	Yes	3/8" hose	05-00721	.

PUROLATOR AN6235 SERIES LINE FILTER ELEMENTS



- * MIL-F-5504 Qualified
- * Qualified for use in MS28720 and AN6234 filter assemblies.
- * Operating Temperatures: -65F TO + 275F
- * Element Collapse: 150PSID Minimum.
- * Filtration: 10 Micrometers.
- * Hydraulic O-ring.
- * Media: microleat(c) elements (resin impregnated cellulose)
- * Bubble Test 100%

AN No.	A	C	D	Part No.	Price
AN6235-1A	1.937"/1.875"	.859"/.813"	.375"/.373"	08-07076	.
AN6235-2A	4.687"/4.625"	1.156"/1.110"	.625"/.623"	08-07103	.
AN6235-3A	3.500"/3.438"	1.656"/1.610"	.875"/.872"	08-07104	.