

SHEET METAL TOOLS

SPEED DEBURRING & C'SINKING TOOL



Swivel action - makes deburr & c'sink holes fast & easy. Molded handle with 2" long plated steel "Dog-leg" shaft with 1/4"-28 threaded holder. Includes (1) 3/8" X 100° 3-flute burring cutter (part #1050) + 8" extension shaft for deburring the inside of flanges

& other hard to reach holes. P/N 12-00622

Handle and Extension Shaft sold separately

Swivel handle only..... P/N 12-00623
Extension Shaft only..... P/N 12-00624

BLUE SKY COUNTER SINK DEBURRING TOOL




This is an aluminum handle that a counter sink bit will fit into; a clutch mechanism allows the bit to only turn in one direction. The normal "speed de-bur" handle cuts a very irregular pattern and will not countersink, or true up a countersink. This tool will do both countersinking and de-burring. Use any countersink with a 1/4" shaft. P/N 12-01753

HSS THREE FLUTE BURRING CUTTER - 100°




US made. High speed steel, precision ground, three flute burring cutter. 3/8" diameter X 100° with 1/4-28 threaded shank. Same style as a countersink but without the pilot. P/N 12-00625

SNAP RING PLIER KIT



Install or remove retaining rings of the Waldes Tru-Arc type with ease. Quality pliers made of heat-treated steel with vinyl covered handles. Kit includes two pair of pliers and two sets of four replacement tips to handle the most common sizes of both internal and external rings. Furnished in plastic box. P/N 4440R

STRAP WRENCH



Heavy malleable iron body with latex-treated nylon webbing. For gripping and turning of round, hex or square parts without marring the surface. Indispensable tool for use in close quarters where ordinary

pliers cannot be used. Tool is 11-1/2" long with 18" strap. Capacity 3". Wt. 1-1/2 lbs. P/N 3004

TEMPORARY ASSEMBLY PINS



Initial fitting of control surfaces require multiple installation and removals of the parts to fit, trim, and adjust everything. These temporary assembly pins make the task quicker and easier. Pins are 3/16" diameter with tapered points and angle bends for easy installation. The pins are threaded so the pin holder can be removed — this is necessary to prevent damage should

you move the control surface too far during fitting. To remove pins just screw holder back on pin and remove pin. Packaged in sets: 6 pins / 2 holders. P/N 12-00627

BOLT GRIP



This new tool lightly grips the heads of bolts and screws for easier insertion into tight or blind spots. No more dropped or lost parts. Tool has one end for -3 (3/16") fasteners and one for -4 (1/4") fasteners. 12" overall length. P/N 12-00628

DOUBLE EDGE DEBURRING TOOL



Used to quickly deburr edges of sheets up to 1/8" thick. Save time and motion deburring edges of parts. Precision ground Carbide "V" shape blade with hex aluminum handle. Non-removable cutter style. P/N 12-00629

BRASS PLUMB BOB



Precision machined brass with clear lacquer finish and hardened replaceable tip. Top unscrews for centered string installation.

Model: 6C235 **Size:** 8 oz, 4 7/8" L **Finish:** Clear Lacquer
Characteristics: Replaceable Tip, Screw Top To Attach String (String Not Included) P/N 12-01711

EDGE MARKER BLOCK



This handy device holds a marking pen and has an adjustable stop for running along the edge of a part. The adjustable stop allows variable edge distance for rivet layout, etc. One thumbscrew holds the pen (pen sold separately) and the other thumbscrew holds the adjustable stop. Made from delrin (plastic) material. Comes ready to use with (1) Pilot marking pen. P/N 12-00630

SHOP HEAD RIVET GAUGE SET




Set of four gauges for -3, -4, -5, & -6 rivets. Each gauge measures MINIMUM height and MINIMUM diameter of shop heads AFTER setting. Eliminates guessing if your rivets are properly set. Works for measuring both universal head and flush rivets. Precision machined to size from 2024 aluminum. Rivet size permanently stamped on each gauge. Color coded anodized finish. Instructions included. P/N 12-00631

EDGE ROLLING TOOL



For pre-bending skin edges on lap joints and butt joints before riveting. "Edge rolling" will prevent skin edges from curling up during riveting. Machined round body made from 2024 aluminum. Hard black anodized finish for wear resistance. Ball bearing style nylon rollers (non marking); + spare set of rollers and instructions included. P/N 12-00632

RIVET LENGTH GAUGE



One gauge measures -3, -4, -5, & -6 rivets. Used to check for proper length of rivets BEFORE setting. Eliminates measuring and guessing of rivet lengths. Works for both universal head and flush rivets. Precision machined to size from 2024 aluminum. Rivet sizes permanently stamped. Gold anodized finish. Instructions included. P/N 12-00633

STEELMAX MAGNETIC BASE DRILL



SteelMax® brand drills maintain rigidity and accuracy throughout the life of the drill. The rail system eliminates the need to adjust or maintain traditional gibs. In addition to saving on maintenance, cutter life is increased by reducing movement at the cutter tips. When cutters last longer, you save money every day you use SteelMax! **Features:** • Powerful, Portable Drill that cuts through mild steel up to 1/16" Diameter, with 2" Depth of cut and weighing only 37 lbs. • Unique low maintenance rail system reduces cutter run out and breakage without adjustments • Dual speed for cutting a variety of hole sizes as small as 1/16" up to 2 - 1/16". Uses adjustable chuck for twist drill bits up to 1/2". • Versatile, Light weight, and powerful, the D2's unique design allows for easy maintenance and repairs in the field, keeping it in service far longer than competitors with gib system designs

Steelmax Magnetic Base Drill..... P/N 12-01718
D1 Portable Magnetic Drill..... P/N 12-01811

STEELMAX METAL CUTTING SAW 9 INCH



More efficient than any portable metal cutting process you are using now! • **Increase Productivity** - No Milling or de-burring with near surgical dry-cut technology. • **Cuts a Variety of Metals, Plastic and Wood** - Bring your saw to the work-piece while cutting mild steel, stainless steel and aluminum as easy as it cuts plywood. • **Cool-to-the-Touch** - No waiting for your workpiece to cool down. Just cut it and handle it. • **Precise Cutting** - With integrated laser sighting system. P/N 12-01716

STEELMAX DRYCUT SAW S14



Utilizing a 14" carbide tipped blade, the Steelmax S14 cuts through metal faster, safer and cleaner than abrasive chop saws in a fraction of the time and cost. Powered with a 15 amp motor and geared to turn slower than a chop saw, the S14 dry cutter cuts like a cold saw, but at a fraction of the cost. Sold standard with a 14" carbide tipped mild steel blade attached, heavy duty, industrial strength cast iron base and two

position locking vise, this saw is ready for immediate action! Cuts solid mild steel up to 1" thickness; cut profiles: pipe, angles, channel with a depth of cut up to 4-3/4". Bevels to 45 degrees. Saves time and money giving cool cuts that need little to no finishing, eliminating any need for grinding or cool down time. P/N 12-01717

TO