


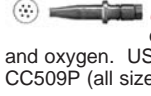
WELDING EQUIPMENT - BLASTING SYSTEMS


SMITH WELDING OPTIONAL EQUIPMENT

SERIES 30™ TWO STAGE REGULATORS

-  H1421A-510 for Acetylene, 0-15 PSI
P/N 12-01186
- H1410A-540 for Oxygen, 0-150 PSI
P/N 12-01185
- For the professional. Heavy duty, w/check valves.


-  **AC309 AIRLINE™ - STANDARD DUTY CUTTING ATTACHMENTS** - Cutting capacity up to 3" thick (76mm) steel. Head Angle 90° USE IN: Torch Handles - AW1A, AW10A. P/N 12-01082

-  **CUTTING TIP** - Slip-in cutting tips for general medium duty hand cutting. Use with medium pressure acetylene and oxygen. USE IN: Cutting Attachments - DG109A, MC505, MC509, CC509P (all sizes); AC309 (Maximum tip size MC12-4). P/N 12-01192

-  **HUNTSMAN FACE SHIELD** - Dark green plastic window 8" x 11-1/2" snaps onto lightweight plastic adjustable headband. Permits full peripheral vision during work. Protects against radiation - flip up visor when not in service. Headband - Model KP/N 12-05000
- VisorP/N 8124D
- Complete ShieldP/N 12-05100

HUNTSMAN ELECTRONIC WELDING HELMET

Call for prices and information on the new Huntsman Autoview Welding Filters which provide uncompromising eye protection.

-  **WELDVIEW GOGGLES** - Full protection against radiation and impact in gas welding, cutting, burning and brazing. Can be worn over personal glasses. Glass cover plate and Filterweld plate supplied. Meets requirements of American National Stds. Inst P/N 12-04910

-  **TIP CLEANER SET** - 13 cleaners for #49 - #75 drill size orifices. P/N 12-01195

SINGLE STAGE REGULATORS

-  Gas Used: Oxygen Delivery Pressure: 0-100 PSIG, 0-7 BarP/N 12-19300
- Gas Used: Acetylene Delivery Pressure: 0-15 PSIG, 0-1 BarP/N 12-19400

-  **STANDARD DUTY TORCH HANDLE** - Inlet connections 3/8" - 24 right and left hand, fit "A" size hose nuts. Cuts up to 3" (76mm), welds up to 1/2" (13mm). Covered by the LIFETIME Warranty & Service Agreement. USED WITH: Cutting Attachment - AC309. Welding Tips - AW200 Series, AW400 Series. P/N AW1

-  **AW200 AIRLINE™ SERIES OXY-ACETYLENE** - USE IN: Torch Handles - AW1A & AW10A.


For Metal Thickness Up To	Part No.	Price
1/32"	AW201	.
1/2"	AW203	.
1/8"	AW205	.

-  **ONE SINGLE FLINT LIGHTER** - P/N 12-01194
- Box of Six Extra Flints for Lighter**
P/N 12-01193

- TWIN HOSE** - 12-1/2 Ft. (3/16" I.D.)P/N RA921.....

- ONE PAIR AMERICAN OPTICAL WELDVIEW GOGGLES**
P/N 91225


TIP CLEANERS

-  Quality aluminum case with rustproof stainless steel wire. The long spiral cleans a large number of tip styles. A hardened steel file included in each case. P/N 12-05180

BULLDOG RED WELDING DAMAGE CONTROL CLOTH

This heavy duty red cloth is made from .015" thick fiberglass with a Hypercote finish. It resists abrasion and liquids, cuts without fraying, is electrically non-conductive and chemical resistant, and drapes easily. P/N 12-19500/lineal yd.

SILVER PENCILS

-  The best way to mark tubing. Will not corrode tubing and shows up well on greasy tubing. May be used to mark exhaust system without lead cracking P/N 12-05190

ECONOMY PORTABLE SAND BLASTING SYSTEM



A new portable blasting system for cleaning and surface preparation of metal, plastic, fiberglass or wood. Ideal for graffiti removal from brick or stone surfaces. Dee-Blast system consists of an abrasive hopper 20-1/2" high and 9-1/2" diameter molded PVC drum with tight fitting top to keep abrasive media clean. Hopper holds up to 65 lbs. of media. It has a 10 ft. long rubber hose, a full-length face shield and a trigger-operated blasting gun that completely mixes air and media to produce a uniform spray pattern. P/N 130

PORT-A-BLAST SANDBLASTER



The Port-A-Blast sand blast unit is the perfect tool for anyone who owns or flies an airplane. For removing paint and corrosion, cleaning spark plugs and even liquid blasting to clean your engine and parts. Its small compact design allows you to get into tight areas. Fill the container with an abrasive material and its ready to go to work. It will operate on as low as 60 psi. However, for best results, pressures of 100-500 psi are recommended. The higher

the pressure the faster the cutting will be. Port-A-Blast handles all types of abrasive, ranging from Silica Sand for average work to Nutshells for cleaning and polishing hard surfaces without scratching. For larger jobs you are also able to attach a siphon hose, and pull directly from a bucket. this is a versatile tool that every airplane enthusiast shouldn't be without. We now offer a kit for the enthusiast who's not quite sure which type of blast media the should use. The kit includes a Port-A-Blast gun and 4 media types: Glass Bead, Steel Shot, Nutshell, and Slag. We have also included a brief explanation of each media type and where it should be used.

- Port-A-Blast gun..... P/N 12-00172
- Flexible siphon tube P/N 12-00173
- Replacement Ceramic nozzle P/N 12-00493

DELUXE PORTABLE PRESSURE BLAST SYSTEMS



Model 1000

These Portable Pressure Blasters are designed to make the most efficient use of your air and abrasive supply. These are not inexpensive siphon units. The entire tank is filled with air and sand under pressure. When the nozzle and valve is opened the sand/air mixture is released under tremendous pressure to quickly remove paint, rust, scale and other coatings. These units are 3-5 times faster to use than siphon units. All units arrive complete with air gauge, pressure vessel, sandblast hood, and sandblast hose. Simply fill with abrasive and attach to your air supply and you are ready to begin blasting. Order by Part no.

ABRASIVES - Black Beauty: Economical, fast cutting abrasive. For quick removal of paint and rust. 80# bag. P/N 12-20740.....



Model 400

Spec. Chart	Model 400	Model 1000
Operating Pressure	60-125 psi	60-125 psi
ASME Tank	No	Yes
Sandblast Hose	7 feet	10 feet
Abrasive Capacity	40-50 lb.	100-120 lb.
Nozzle Size	3/32"	1/8"
Part Number:	12-20725	12-20735
Price:	.	.

CENTURION TEAR-N-WEAR PROTECTIVE LENS COVERS



Each AOSAFETY Centurion® goggle TEAR-N-WEAR replacement lens protectors stack contains seven layers of high quality optically clear film. When the outer layer is soiled, scratched, or difficult to see through, simply "tear" the soiled layer off by pulling the tab horizontally from right to left. You now have clean and clear vision again and the next tab is automatically ready for your next tear away.

P/N 12-00894

TO