

FUEL VALVES - DUPLEX VALVES

ANDAIR POSITIVE STOP FUEL VALVES



Andair Ltd. of England produce these superb Safety Fuel Selectors. Precision built from aircraft grade materials, with PTFE seals packed against a highly polished ball giving a very smooth action. Designed by an RV builder the Andair valve features a positive stop for the off position. A spring loaded button on the lever must be raised before the lever can be moved to the off position. This eliminates the possibility of turning the fuel off in flight, which is an inherent risk with some other designs. The lever has internal stops and detents on the left and

right positions. The FS20 range has been designed for 3/8" fuel lines and the FS25 Range is for use with 1/2" lines. New to the range is the FS20-8 5-way selector valve.

FS20X1-F or FS25x1-F Model 1



FS20X2-F or FS25x2-F Model 2



FS20X3-F or FS25x3-F Model 3



FS20X4-F or FS25x4-F Model 4



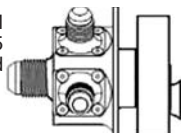
FS20X5-F or FS25x5-F Model 5



NEW 5-WAY VALVE FS20x8-F Model 8



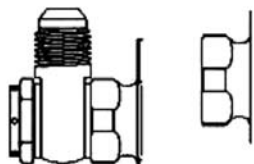
SIDE FITTINGS - The side fittings can either be -M (Male 9/16-18 for the 20 range or 3/4-16 for the 25 range) or -F (Female pipe 1/4 for the 20 range and 3/8 for the 25 range)



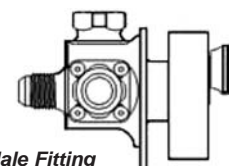
Side view, FS20x8-M

LOWER FITTINGS ON MODELS 3, 4, 5 & 8

The Andair Range of fuel selectors is now available with choice of lower fittings for models 3,4,5 and 8. This fitting can either be -M (Male 9/16-18 for the 20 range or 3/4-16 for the 25 range) or -F (Female pipe 1/4 for the 20 range and 3/8 for the 25 range) or a Banjo fitting. The banjo fitting has a 360° adjustable Male 9/16-18 end for the 20 range or 3/4-16 for the 25 range.



Banjo Fitting Female Fitting



Male Fitting

Lower Fittings	Model	Side Fitting	Price Ea.	Lower Fittings	Model	Side Fitting	Price Ea.
--	1, 2		CALL	--	1, 2		CALL
Male or Female	3, 4, 5, 8	Male or Female	CALL	Male or Female	3, 4, 5, 8	Male or Female	CALL
Banjo	3, 4, 5, 8	Female	CALL	Banjo	3, 4, 5, 8	Female	CALL

FS20-20-D2 DUPLEX VALVES



Used to switch the fuel in an application where there is a fuel injected engine that needs flow return. It allows you to pipe surplus fuel to the same tank from which it was drawn. This avoids the worry of overfilling the return tank or having an overly complicated fuel system. Engines that can benefit from this valve are Suburu, Continental, Rotax, and Diesel engines. The FS20-20-D2 has two 3/8" sections where as the new FD25-20-D2 has one 1/2" feed section and on 3/8" return section. The valves can be supplied with either male or female fittings.

FS25-20-D2 DUPLEX VALVES - New to the range is the FS25-20-D2 which has a 1/2" feed ports and 3/8" return ports, for use in larger injected engines.

Model No.	Part No.	Description	Thread	Ports	Price
FS20-20-D2-6M	05-29560	3/8" Feed & Return	1/4" Pipe	Female	.
FS20-20-D2-6F	05-29561	3/8" Feed & Return	9/16-18a	Male	.
FS20-25-D2-6F	05-29562	1/2" Feed, 3/8" Return	1/4, 3/8" pipe	Female	.
FS20-25-D2-6M	05-29563	1/2" Feed, 3/8" Return	9/16-18, 3/4-16	Male	.

FS22D2 DUPLEX VALVE



This new duplex valve from Andair has been designed for the use with low flow rate fuel and vapor return systems. An example being the Turbo charged Rotax 912S. Base on the popular FS20x2, the FS22 retains the key features of small size and light weight. The return line valve uses a new style PTFE disc, operated via the main ball valve allowing the return fuel to flow back to the tank from which it was drawn. The FS22 is available in two forms, the FS22-2PD with its 1/8" female pipe fittings pointing downward (see image) or the FS22-2PS (sideways pointing fittings). Both valves include all of the safety features that appear in the full range of Andair Fuel Selectors.

Model No.	Part No.	Description	Thread	Ports	Price
FS22-D2-6F-PS	05-29564	3/8" Feed, 1/8" Return	1/4, 1/8" Pipe	Female	.
FS22-D2-6M-PS	05-29566	3/8" Feed, 1/8" Return	9/16-18	Male	.
FS22-D2-6F-PD	05-29567	3/8" Feed, 1/8" Return	1/4, 1/8" Pipe	Female	.
FS22-D2-6M-PD	05-29568	3/8" Feed, 1/8" Return	9/16-18	Male	.

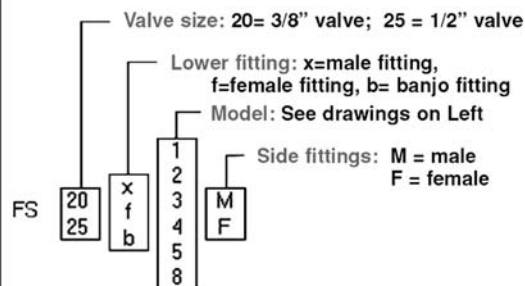
ANDAIR FUEL VALVES



The FS20x4 Fuel Selector is designed for high wing aircraft where it is possible to feed from both tanks simultaneously. Porting for the both position is done internally so there is no need to T the two tanks together. There is a 90 degree action between each tank selection, and the safety feature where the red button on the lever has to be raised to switch off the fuel. On the FS20x4 there are 3 ports. The lower port is the outlet to the engine and can be Male AN-6, Female 1/4NPT or a Banjo fitting which is a 360degree adjustable fitting with a male AN-6 end. Click here for more information on the fitting options. The inlet, side ports can be any of the 3/8" fittings that Andair supplies and are at the 9 O'clock and 12 O'clock positions when looking at the valve with the brass ball spindle pointing upwards (see image to left). At the 3 O'clock position there is a blanking plate that covers up a PTFE gland that opposes the forces of the other 2 PTFE glands. This cannot be removed. One of the great features of this unit is that when the selector is in the OFF position, there is no cross feed between each tank. So if you have your aeroplane parked on a slope, or if one tank is fuller than the other, no cross-feed will occur.

FS20X4 Male	P/N 05-02635
FS20X2 Female	P/N 05-29505
FS20X1 Female	P/N 05-29506
FS20X3 Female	P/N 05-29507
FS20X5 Female	P/N 05-29509
FS20B4-M Banjo Male	P/N 05-01419
FS20F4 Female	P/N 05-01432
FS20X4 Male	P/N 05-02635

PLEASE ORDER USING THE FOLLOWING PART NUMBERS:



FS20 - 3/8"

FS25 - 1/2"