

# CESSNA FIBERGLASS REPLACEMENT PARTS

## CESSNA 105/152

What Makes These Composite Parts Such An Excellent Value?

- \* Stronger than factory originals with no weight increase.
- \* Easily repaired with locally available fiberglass kits if ever damaged.
- \* Exact replacements of original equipment means easy installation.
- \* Money back guarantee if not completely satisfied!




### STRUT CUFFS

Here's an unbeatable item for renovating your Cessna; a set of replacement strut cuffs. Order just one cuff to replace a damaged original, or get a set of four for a complete replacement.

Photo	Description	Part No.	Price
	150/152 Strut Cuff Upper RH (SA-0522150-4)	05-03703	.
	150/152 Strut Cuff Upper LH (SA-0522150-3)	05-03702	.
	150/152 Strut Cuff Lower RH (SA-0421002-2)	05-03701	.
----	150/152 Strut Cuff Lower LH (SA-0421002-1)	05-03699	.
	150/152 Aerobat Strut Cuff Upper RH (SA-0421002-3)	05-03706	.
	150/152 Aerobat Strut Cuff Upper LH (SA-0421002-4)	05-03707	.
	150/152 Aerobat Strut Cuff Lower RH (SA-0522150-6)	05-03704	.
	150/152 Aerobat Strut Cuff Lower LH (SA-0522150-7)	05-03705	.

### ELEVATORS & STABILIZERS


Here are some of our most popular items. These tips take a good deal of stress in just normal flying circumstances. They're also frequent victims of ramp rash. The original plastic simply can't stand up to the task as well as fiberglass replacements from Stene Aviation. Plus, if these parts ever do withstand damage, they're easily repaired with readily available fiberglass repair kits from your local automotive parts store.

Photo	Description	Part No.	Price
	150 Horizontal Stabilizer Tip 1959-'63 (SA-0430004-6)	05-03710	.
	150/152 Horizontal Stabilizer Tip 1964&on (SA-0430004-11)	05-03711	.
	150/152 Elevator Tips (left/right) 1964&on (SA-0430004-10)	05-03709	.
----	150/152 Elevator Tips (left/right) 1959-'63 (SA-0430004-5)	05-03708	.

### GEAR LEG AND BRAKE FAIRINGS

These are excellent items for replacing worn plastic originals. Your fiberglass replacements will be more durable with an improved finish over the original plastics.

Photo

Photo	Description	Part No.	Price
	150/152 Upper Gear Leg 1971&on RH (SA-0441217-14)	05-03731	.
	150/152 Upper Gear Leg 1971&on LH (SA-0441217-15)	05-03732	.
----	150/152 Right Brake Fairing 1974&on (SA-0441227-2)	05-03734	.
----	150/152 Left Brake Fairing 1974&on (SA-0441227-1)	05-03733	.




### RUDDER & VERTICAL FIN CAPS

These parts are a snap to replace on most planes. Please note, indicate if you have a straight tail or a swept tail. It is also important to let us know if your fin cap needs to accommodate a strobe or beacon, and if so, if the light is front-mounted or center-mounted.

Photo	Description	Part No.	Price
	150 Vertical Fin Cap 1964-1965 (SA-0430004-9)	05-03713	.
	150 Vertical Fin Cap (no beacon) 1966-'74 (SA-0431013-3)	05-03715	.
----	150 Vertical Fin Cap (small beacon) 1966-'74 (SA-0431017-1)	05-03714	.
	150/152 Vertical Fin Cap (small beacon) 1975&on (SA-0430011-1)	05-03716	.
----	150 Rudder Top 1959-1963 (SA-0430004-2)	05-03717	.
----	150 Rudder Top 1964-1965 (SA-0430004-8)	05-03718	.
	150/152 Rudder Top 1966-1974 (SA-0431013-1)	05-03719	.
	150 Rudder Top 1975&on (SA-0430011-2)	05-03720	.
----	150 Rudder Bottom 1959-1965 (SA-0430004-1)	05-03721	.
	150 Rudder Bottom 1966&on (SA-0431005-1)	05-03722	.




### WING & DORSAL TIPS

Wing tips are a common victim of hanger and ramp rash. Maybe you thought the plane was going to clear those doors as you wheeled it back into the hanger...the first indication that you were wrong was that grating sound as the wing-tip met metal. Here's the solution: replacement fiberglass wing-tips from Stene Aviation.

Photo	Description	Part No.	Price
	150/152 Wing-Tip (small droop) LH (SA-0523565-29)	05-03726	.
	150/152 Wing-Tip (small droop) RH (SA-0523565-30)	05-03727	.
----	150/152 Std. Small Wing Tip (SA-0430008-3)	05-03725	.
	150 Dorsal Fin 1959-'65 (SA-0430004-4)	05-03723	.
----	150/152 Dorsal Tip 1966&on (SA-0431024-1)	05-03724	.

### WHEEL PANTS

Replace your original plastic wheel pants with high quality and durable fiberglass replacements. All wheel pants come with a 2" access plug for checking tire pressure. Original hardware is required for mounting.

Photo	Description	Part No.	Price
	150/152 Wheel Pant 1971-'74 RH (SA-0541223-16)	05-03728	.
	150/152 Wheel Pant 1971-'74 LH (SA-0541223-17)	05-03729	.
	150/152 Nose Wheel Pant 1974&on (SA-0543079-3)	05-03730	.

AP