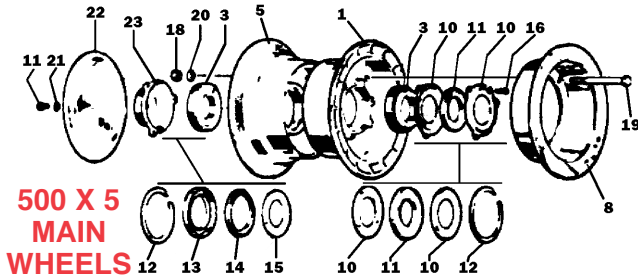
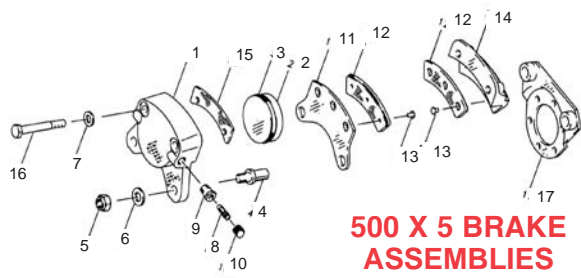


# WHEELS & BRAKES

## FAA-APPROVED CLEVELAND WHEELS & BRAKES



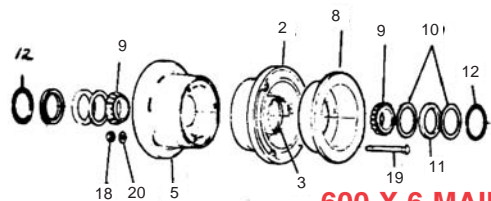
**500 X 5 MAIN WHEELS**



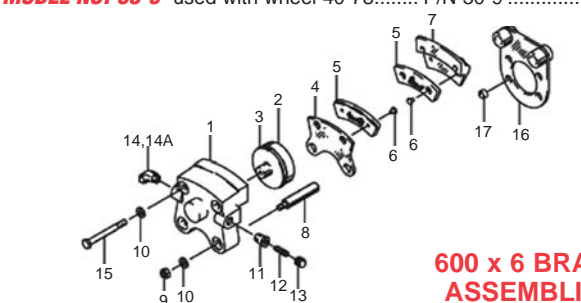
**500 X 5 BRAKE ASSEMBLIES**

FIG	Cleveland P/N	Part No.	Description	Assembly Number	Qty. Per Assembly						Price Each			
					40-12	40-12A	40-12B	40-19	40-19A	40-19B		40-78	40-78A	
1	161-5	161-00500	Inner Wheel Half Assy.		1	1	1							
	161-03100	161-03100	Inner Wheel Half Assy.								1			
	161-04100	161-04100	Inner Wheel Half Assy.									1		
3	08231	214-00300	Cup-Bearing		1	1	1	1	1	1	1	1	1	
5	162-00500	162-00500	Outer Wheel Half Assy.		1	1	1							
	162-01400	162-01400	Outer Wheel Half Assy.				1	1	1					
	162-02800	162-02800	Outer Wheel Half Assy.								1			
	162-03900	162-03900	Outer Wheel Half Assy.									1		
3	08231	214-00300	Cup-Bearing		1	1	1	1	1	1	1	1	1	
*	217-00100	217-00100	Grommet											1
*	101-07200	101-07200	"O" Ring		1	1	1							
8	164-00400	164-00400	Brake Disc Assy.		1	1	1	1	1	1				
	164-17	164-01700	Brake Disc Assy.										1	1
*	08125	214-00400	Cone-Bearing		2	2	2	2	2	2	2	2	2	
19	AN4-31A	103-10800	Bolt		3	3	3	3	3	3				
	AN4-22A	103-10500	Bolt								3	3		
20	AN960-416	095-10400	Washer		6	6	6	6	6	6	6	6	6	
18	AN365-428A	094-10300	Nut		3	3	3	3	3	3	3	3	3	
10	153-00800	153-00800	Ring-Grease Seal		2	2	4	2	2	4	4	4	4	
12	155-00200	155-00200	Ring-Snap		2	2	2	2	2	2	2	2	2	
11	154-00600	154-00600	Felt-Grease Seal		1	1	2	1	1	2	2	2	2	
23	158-00500	158-00500	Cap-Hub		1	1	1	1	1	1				
17	102-25100	102-25100	Screw		1	1	1	1	1	1				
21	095-15400	095-15400	Washer-Lock		1	1	1	1	1	1				
22	157-00500	157-00500	Shield-Dust		1									

**MODEL NO. 40-78** wheel with brake disc and 1-1/4" dia. bearings as used on Cessna 150. P/N 40-78.....



**600 X 6 MAIN WHEELS**



**600 X 6 BRAKE ASSEMBLIES**

FIG	Cleveland P/N	Part Number	Description	Assembly Number	Qty. Per Assembly						Price Ea.	
					40-97	40-97A	40-97B	40-97C	40-97D	40-99		
2	161-03000	161-03000	Inner Wheel Half Assy.		1	1	1	1	1	1		
	161-02100	161-02100	Inner Wheel Half Assy.								1	
3	13836	214-00100	Cup-Bearing		1	1	1	1	1	1	1	
5	162-02700	162-02700	Outer Wheel Half Assy.		1	1	1	1	1	1		
	162-01900	162-01900	Outer Wheel Half Assy.								1	
	13836	214-00100	Cup-Bearing		1	1	1	1	1	1	1	
8	164-26A	164-02601	Brake Disc Assy.		1	1	1	1	1	1	1	
	164-02800	164-02800	Brake Disc Assy.								1	
9	214-00200	214-00200	Cone-Bearing		2	2	2	2	2	2	2	
19	AN5-35A	103-20400	Bolt		3	3	3	3	3	3		
	AN4-37A	103-11200	Bolt								6	
20	AN960-516	095-10500	Washer		3	3	3	3	3	3		
	AN960-416L	095-10200	Washer								6	
18	AN365-524A	094-10400	Nut		3	3	3	3	3	3		
	AN365-428A	094-10300	Nut								6	
10	153-00400	153-00400	Ring-Grease Seal		2	2	2	2	2	2	2	
	153-00300	153-00300	Ring-Grease Seal		1	1	2	1	1			
	153-01500	153-01500	Ring-Grease Seal		1	1	2	1	1			
	158-00300	158-00300	Cap-Hub								1	
11	154-00300	154-00300	Felt-Grease Seal		1	1	1	1	1	1	1	
	154-01300	154-01300	Felt-Grease Seal		1	1	2	1	1	1		
12	155-00100	155-00100	Ring Snap		2	2	2	2	2	2	2	

**MODEL NO. 40-97A** wheel with brake disc and 1.5" dia. bearings fits Cessna 172, 182 P/N 40-97A.....

FIG	Cleveland P/N	Part Number	Description	Assembly Number	Qty. Per Assembly					Price Ea.	
					30-56	30-56A	30-63	30-63A	30-63D		
	091-02200	091-02200	Cylinder Assy.				1	1	1	1	
1	061-01900	061-01900	Cylinder		1	1	1	1	1	1	
2	062-01600	062-01600	Piston		1	1	1	1	1	1	
3	101-05200	101-05200	"O" Ring		1	1	1	1	1	1	
	073-01100	073-01100	Press. Plate Assy.		1	1	1	1	1	1	
4	063-01200	063-01200	Plate-Press.		1	1	1	1	1	1	
5	66-105	66-155	Lining		1	1	1	1	1	1	
6	RA105-00200	RA105-00200	RIVET		2	2	2	2	2	2	
	074-01000	074-01000	Back Plate Assy.		1	1	1	1	1	1	
7	064-01500	064-01500	Plate-Back		1	1	1	1	1	1	
5	66-105	66-105	Lining		1	1	1	1	1	1	
6	RA105-00200	RA105-00200	Rivet		2	2	2	2	2	2	
8	069-00400	069-00400	Bolt-Anchor		2	2	2	2	2	2	
9	AN365-428A	094-10300	Nut		2	2	2	2	2	2	
10	AN960-416L	095-10200	Washer		4	4	4	4	4	4	
11	081-00100	081-00100	Seat-Bleeder		1	1	1	1	1	1	
12	079-00300	079-00300	Screw-Bleeder		1	1	1	1	1	1	
13	183-00100	183-00100	Cap-Bleeder		1	1	1	1	1	1	
14	AN823-4D	104-00500	Fitting Tube		1	1					
15	AN4H-17A	103-11600	Bolt-Lock		2						
16	075-01600	075-01600	Torque Plate Assy.		1						
16	075-03700	075-03700	Torque Plate Assy.				1	1	1	1	
17	145-01000	145-01000	Bushing		2	2	2	2	2	2	

**MODEL NO. 30-63A** used with wheel 40-97A P/N 30-63A.....

LG