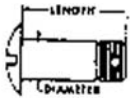


CLEVIS BOLTS – PROP BOLTS



AN23 - AN27 CLEVIS BOLTS

Clevis bolts have a slotted brazer type head. They are special-purpose bolts for use where a large shearing stress occurs (never in tension). Manufactured and cadmium plated in same manner as AN3 - AN8 aircraft bolts. Minimum tensile strength 125,000 PSI. Available with drilled or undrilled shank. Add letter "A" after dash number for undrilled shank. Prices fluctuate on clevis bolts.

Dash No.	AN23				AN24				AN25				AN26				AN27				
	Grip	Length	Drilled	Un-Drilled	Grip	Length	Drilled	Un-Drilled	Grip	Length	Drilled	Un-Drilled	Grip	Length	Drilled	Un-Drilled	Grip	Length	Drilled	Un-Drilled	
8	3/16	17/32			3/16	17/32															
9	1/4	19/32			1/4	19/32			1/4	39/64			1/4	39/64							
10	5/16	21/32			5/16	21/32			5/16	43/64			5/16	43/64							
11	3/8	23/32			3/8	23/32			3/8	47/64			3/8	47/64							
12	7/16	25/32			7/16	25/32			7/16	51/64			7/16	51/64			3/8	51/64			
13	1/2	27/32			1/2	27/32			1/2	55/64			1/2	55/64			7/16	55/64			
14	9/16	29/32			9/16	29/32			9/16	59/64			9/16	59/64			1/2	59/64			
15	5/8	31/32			5/8	31/32			5/8	63/64			5/8	63/64			9/16	63/64			
16	11/16	1-1/32			11/16	1-1/32			11/16	1-3/64			11/16	1-3/64			5/8	1-3/64			
17	3/4	1-3/32			3/4	1-3/32			3/4	1-7/64			3/4	1-7/64			11/16	1-7/64			
18	13/16	1-5/32			13/16	1-5/32			13/16	1-11/64			13/16	1-11/64			3/4	1-11/64			
19	7/8	1-7/32			7/8	1-7/32			7/8	1-15/64			7/8	1-15/64			13/16	1-15/64			
20	15/16	1-9/32			15/16	1-9/32			15/16	1-19/64			15/16	1-19/64			7/8	1-19/64			
21	1	1-11/32			1	1-11/32			1	1-23/64			1	1-23/64			15/16	1-23/64			
22	1-1/16	1-13/32			1-1/16	1-13/32			1-1/16	1-27/64			1-1/16	1-27/64			1	1-27/64			
23	1-1/8	1-15/32			1-1/8	1-15/32			1-1/8	1-31/64			1-1/8	1-31/64			1-1/16	1-31/64			
24	1-3/16	1-17/32			1-3/16	1-17/32			1-3/16	1-35/64			1-3/16	1-35/64			1-1/8	1-35/64			
25	1-1/4	1-19/32			1-1/4	1-19/32			1-1/4	1-39/64			1-1/4	1-39/64			1-3/16	1-39/64			
26	1-5/16	1-21/32			1-5/16	1-21/32			1-5/16	1-43/64			1-5/16	1-43/64			1-1/4	1-43/64			
27	1-3/8	1-23/32			1-3/8	1-23/32			1-3/8	1-47/64			1-3/8	1-47/64			1-5/16	1-47/64			
28	1-7/16	1-25/32			1-7/16	1-25/32			1-7/16	1-51/64			1-7/16	1-51/64			1-3/8	1-51/64			
29	1-1/2	1-27/32			1-1/2	1-27/32			1-1/2	1-55/64			1-1/2	1-55/64			1-7/16	1-55/64			
30	1-9/16	1-29/32			1-9/16	1-29/32			1-9/16	1-59/64			1-9/16	1-59/64			1-1/2	1-59/64			
31	1-5/8	1-31/32			1-5/8	1-31/32			1-5/8	1-63/64			1-5/8	1-63/64			1-9/16	1-63/64			
32	1-11/16	2-1/32			1-11/16	2-1/32			1-11/16	2-3/64			1-11/16	2-3/64			1-5/8	2-3/64			
34	1-13/16	2-5/32			1-13/16	2-5/32			1-13/16	2-11/64			1-13/16	2-11/64			1-3/4	2-11/64			
36	1-15/16	2-9/32			1-15/16	2-9/32			1-15/16	2-19/64			1-15/16	2-19/64			1-7/8	2-19/64			
38	2-1/16	2-13/32			2-1/16	2-13/32			2-1/16	2-27/64			2-1/16	2-27/64			2	2-27/64			
40	2-3/16	2-17/32			2-3/16	2-17/32			2-3/16	2-35/64			2-3/16	2-35/64			2-1/8	2-35/64			



AN173, AN174, & AN175 CLOSE TOLERANCE BOLTS

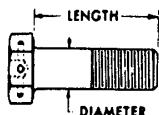


Non-corrosion-resistant cadmium-plated steel machine bolts. The appearance of these bolts can be of two types: on the more common type, the head and threads are cad but the grip appears silver due to being ground and greased. The second type is all cad and is manufactured to Revision 20 (April, 1990) of the military specification. Both are acceptable. Both are drilled.

Cat. #	Dia. (inches)	Threads/inch	Length (inches)	Grip (inches)	Price		
AN173-5	.1900	32 NF-3A	.656	.250			
AN173-6			.781	.375			
AN173-7			.906	.500			
AN173-10			1.031	.625			
AN173-11			1.156	.750			
AN173-12			1.281	.875			
AN173-13			1.406	1.000			
AN173-14			1.531	1.125			
AN173-15			1.656	1.250			
AN173-16			1.781	1.375			
AN174-3			.2500	28 UNF-3A	.469	.062	
AN174-4					.531	.062	
AN174-5					.656	.188	
AN174-6					.781	.312	
AN174-7	.906	.438					
AN174-10	1.031	.562					
AN174-11	1.156	.688					
AN174-12	1.281	.812					
AN174-13	1.406	.938					
AN174-14	1.531	1.062					
AN174-15	1.656	1.188					

Cat. #	Dia. (inches)	Threads/inch	Length (inches)	Grip (inches)	Price		
AN174-16	.2500	28 UNF-3A	1.781	1.312			
AN174-17			1.906	1.438			
AN174-20			2.031	1.562			
AN174-21			2.156	1.688			
AN174-23			2.406	1.938			
AN174-24			2.531	2.062			
AN175-14			.3125	24 UNF-3A	1.594	1.062	
AN175-15					1.719	1.188	
AN175-16					1.844	1.312	
AN175-17					1.969	1.438	
AN175-20	2.094	1.562					
AN175-21	2.219	1.688					
AN175-22	2.344	1.812					
AN175-23	2.469	1.938					
AN175-24	2.594	2.062					
AN175-25	2.719	2.188					
AN175-26	2.844	2.312					
AN175-27	2.969	2.438					
AN175-30	3.094	2.562					
AN175-31	3.219	2.688					
AN175-32	3.344	2.812					
AN175-33	3.469	2.938					

AN76 PROP BOLTS



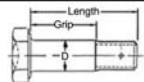
Similar to AN3-AN8 aircraft bolts except hex head drilled three ways for safety wire. Tensile strength 125,000 PSI. Undrilled shank only. Stocked in 3/8" diameter. Prices fluctuate according to availability of each part number.

Dash No.	Price ea.
-5 to -15	
-16 to -25	
-26 to -35	

Dash No.	Grip ±1/64	Length +1/32 -1/64	Dash No.	Grip ±1/64	Length +1/32 -1/64	Dash No.	Grip ±1/64	Length +1/32 -1/64	Dash No.	Grip ±1/64	Length +1/32 -1/64
2	-	-	16	1-1/8	1-51/64	32	2-5/8	3-19/64	46	4-1/8	4-51/64
3	-	-	17	1-1/4	1-59/64	33	2-3/4	3-27/64	47	4-1/4	4-59/64
4	-	-	20	1-3/8	2-3/64	34	2-7/8	3-35/64	50	4-3/8	5-3/64
5	1/16	47/64	21	1-1/2	2-11/64	35	3	3-41/64	51	4-1/2	5-11/64
6	1/8	51/64	22	1-5/8	2-19/64	36	3-1/8	3-51/64	52	4-5/8	5-19/64
7	1/4	59/64	23	1-3/4	2-27/64	37	3-1/4	3-59/64	53	1-3/4	5-27/64
10	3/8	1-3/64	24	1-7/8	2-35/64	40	3-3/8	4-3/64	54	4-7/8	5-35/64
11	1/2	1-11/64	25	2	2-43/64	41	3-1/2	4-11/64	55	5	5-43/64
12	5/8	1-19/64	26	2-1/8	2-51/64	42	3-5/8	4-19/64	56	5-1/8	5-51/64
13	3/4	1-27/64	27	2-1/4	2-59/64	43	3-3/4	4-27/64	57	5-1/4	5-59/64
14	7/8	1-35/64	30	2-3/8	3-3/64	44	3-7/8	4-35/64	60	5-3/8	6-3/64
15	1	1-43/64	31	2-1/2	3-11/64	45	4	4-43/64			

SUBSTITUTIONS FOR AN 76 PROP BOLTS

Note: AN76 series prop bolts are becoming increasingly difficult to locate due to very limited current production. If we are unable to furnish AN76 prop bolts (or whichever diameter is ordered), in same dimensions as ordered. Example: If AN76-45 prop bolt is unavailable, AN6H-45A will be substituted. Please specify at time of order if this substitution is not acceptable.



NAS6203-NAS6206 SHEAR BOLTS

These bolts supercede NAS1103-NAS1106 high strength bolts.

Part No.	Alt/Obsolete	Our PN	THD/Dia.	Length (in.)	Grip (in.)	Price
NAS6203-2	NAS1103-2	04-00988	10-32	7/16	1/8	
NAS6203-3	NAS1103-3	04-00989	10-32	1/2	3/16	
NAS6203-4	NAS1103-4	04-00991	10-32	9/16	1/4	
NAS6203-5	NAS1103-5	04-00992	10-32	5/8	5/16	
NAS6203-6	NAS1103-6	04-00993	10-32	11/16	3/8	
NAS6203-7	NAS1103-7	04-00994	10-32	3/4	7/16	
NAS6203-8	NAS1103-8	04-00996	10-32	13/16	1/2	
NAS6203-9	NAS1103-9	04-00997	10-32	7/8	9/16	
NAS6203-10	NAS1103-10	04-00998	10-32	15/16	5/8	
NAS6203-11	NAS1103-11	04-00999	10-32	1	11/16	
NAS6203-12	NAS1103-12	04-01007	10-32	1-1/16	3/4	
NAS6203-13	NAS1103-13	04-01012	10-32	1-1/8	13/16	
NAS6203-14	NAS1103-14	04-01013	10-32	1-3/16	7/8	
NAS6203-15	NAS1103-15	04-01014	10-32	1-1/4	15/16	
NAS6203-16	NAS1103-16	04-01016	10-32	1-5/16	1	
NAS6204-3	NAS1104-3	04-01017	1/4-28	9/16	3/16	
NAS6204-4	NAS1104-4	04-01018	1/4-28	5/8	1/4	
NAS6204-5	NAS1104-5	04-01019	1/4-28	11/16	5/16	
NAS6204-7	NAS1104-7	04-01022	1/4-28	13/16	7/16	
NAS6204-8	NAS1104-8	04-01023	1/4-28	7/8	1/2	
NAS6204-9	NAS1104-9	--	1/4-28	15/16	9/16	
NAS6204-10	NAS1104-10	04-01025	1/4-28	1	5/8	
NAS6204-11	NAS1104-11	04-01026	1/4-28	1-1/16	11/16	
NAS6204-12	NAS1104-12	04-01027	1/4-28	1-1/8	3/4	
NAS6204-13	NAS1104-13	04-01028	1/4-28	1-3/16	13/16	
NAS6204-14	NAS1104-14	04-01029	1/4-28	1-1/4	7/8	
NAS6204-15	NAS1104-15	04-01030	1/4-28	1-5/16	15/16	
NAS6204-16	NAS1104-16	04-01031	1/4-28	1-3/8	1	